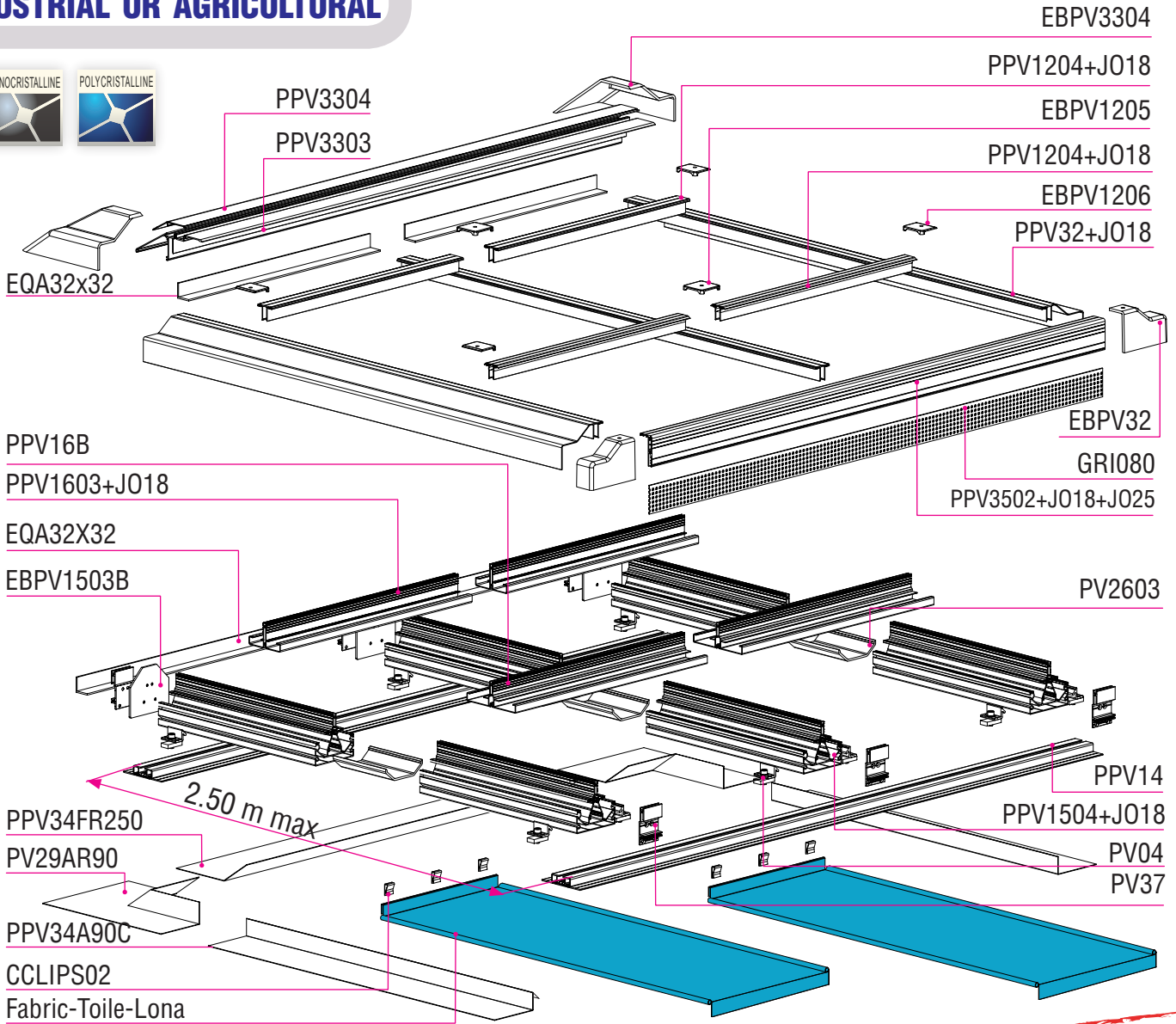



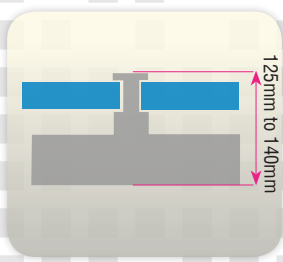
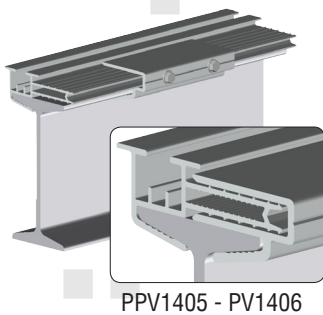
INTEGRATED SYSTEM 105

COMPLETE (35 à 50 C)
INDUSTRIAL OR AGRICULTURAL

105 (35 to 50 C) - Integrated mounting system for industrial or agricultural buildings
 Système intégré complet 105 (35a50C) industriel ou agricole
 Sistema 105 integrado tejado industrial o agrícola 105 (35-50) C con marco
 Dachintegrierte Unterkonstruktion 105 für industrielle oder landwirtschaftliche Bedachungsanlage




PATENTED SYSTEM
 SYSTÈME BREVETÉ
 SISTEMA PATENTADO
 N° P200930027

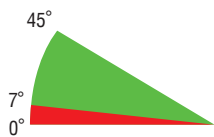


INDUSTRIAL OR AGRICULTURAL COMPLETE INTEGRATION

105 INTEGRATED SYSTEM



+ ADVANTAGES



Tilt angle

- Up to 14 m high
- Cable duct
- Internal connection

For 35mm to 50mm thick panels



LANDSCAPE INSTALLATION
RECOMMENDED



FOR FRAMED PANELS

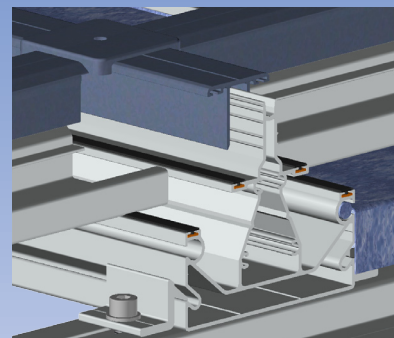
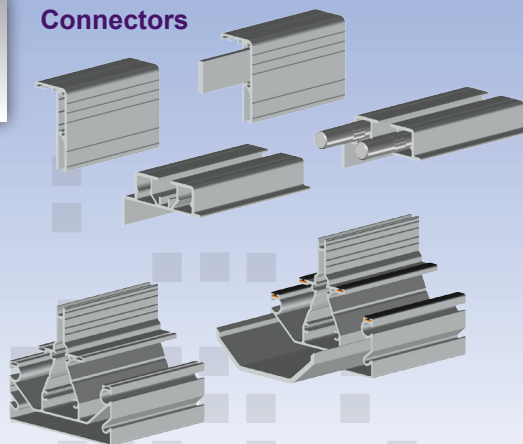
Structure components:

Aluminium profiles
Aluminium foundry pieces (AS13)
A2 stainless steel fastenings RAL 7016 +
EPDM washer and joint

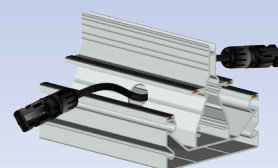
Finish:

- Mill finish
- Powder coated with PTFE
textured finish finish RAL 7016

Connectors



Cable duct



MITJAVILA 